

# PRODUCT INFORMATION PACKET



Model No: 192205.00  
Catalog No: 192205.00  
2 HP General Purpose, 3 phase, 1800 RPM, 230/460 V, 90L Frame, TEFC  
Aluminium Motors



Regal and Leeson are trademarks of Regal Rexnord Corporation or one of its affiliated companies.  
©2021 Regal Rexnord Corporation, All Rights Reserved. MC017097E





### Nameplate Specifications

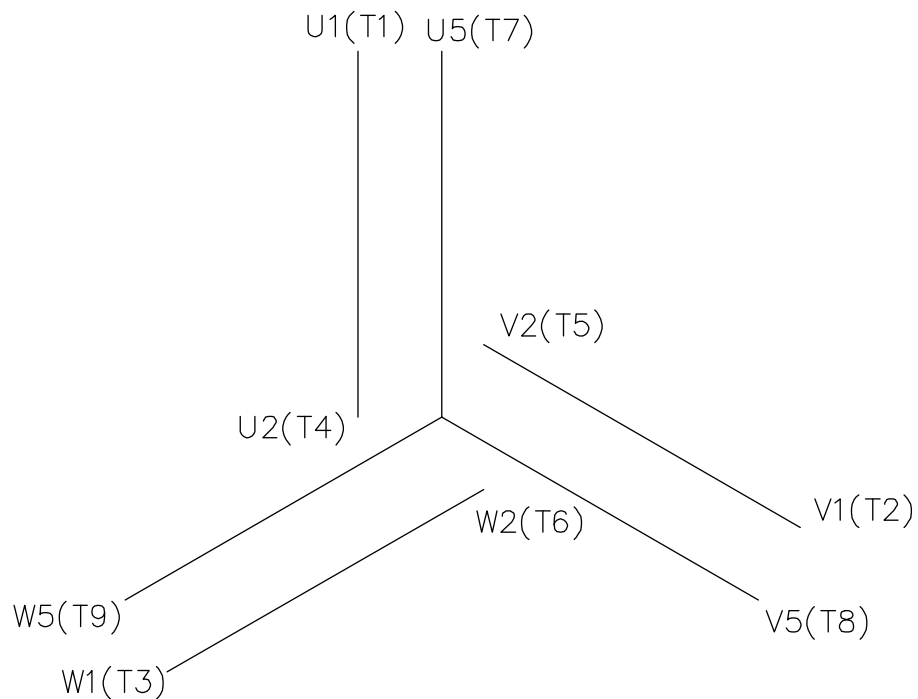
Output HP	<b>2 Hp</b>	Output KW	<b>1.5 kW</b>
Frequency	<b>60 Hz</b>	Voltage	<b>230/460 V</b>
Current	<b>5.4/2.7 A</b>	Speed	<b>1745 rpm</b>
Service Factor	<b>1.15</b>	Phase	<b>3</b>
Efficiency	<b>86.5 %</b>	Power Factor	<b>78.4</b>
Duty	<b>Continuous</b>	Insulation Class	<b>F</b>
Design Code	<b>B</b>	KVA Code	<b>J</b>
Frame	<b>90L</b>	Enclosure	<b>Totally Enclosed Fan Cooled</b>
Thermal Protection	<b>No</b>	Ambient Temperature	<b>40 °C</b>
Drive End Bearing Size	<b>6205</b>	Opp Drive End Bearing Size	<b>6205</b>
UL	<b>Recognized</b>	CSA	<b>Y</b>
CE	<b>Y</b>	IP Code	<b>55</b>
Number of Speeds	<b>1</b>		

### Technical Specifications

Electrical Type	<b>Squirrel Cage Induction Run</b>	Starting Method	<b>Line Or Inverter</b>
Poles	<b>4</b>	Rotation	<b>Reversible</b>
Resistance Main	<b>0 Ohms</b>	Mounting	<b>B3</b>
Motor Orientation	<b>Horizontal</b>	Drive End Bearing	<b>Ball</b>
Opp Drive End Bearing	<b>Ball</b>	Frame Material	<b>Aluminum</b>
Shaft Type	<b>IEC</b>	Overall Length	<b>13.38 in</b>
Frame Length	<b>7.08 in</b>	Shaft Diameter	<b>1.000 in</b>
Shaft Extension	<b>1.96 in</b>	Assembly/Box Mounting	<b>F3</b>
Outline Drawing	<b>16999500</b>	Connection Drawing	<b>005465.01</b>

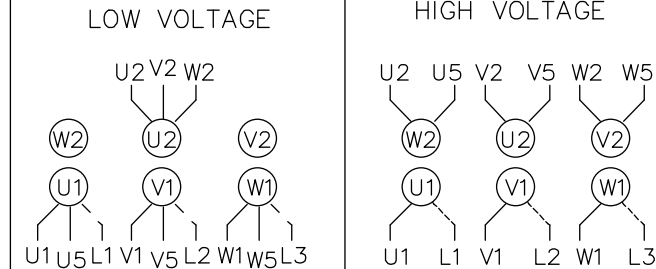
This is an uncontrolled document once printed or downloaded and is subject to change without notice. Date Created:10/07/2021





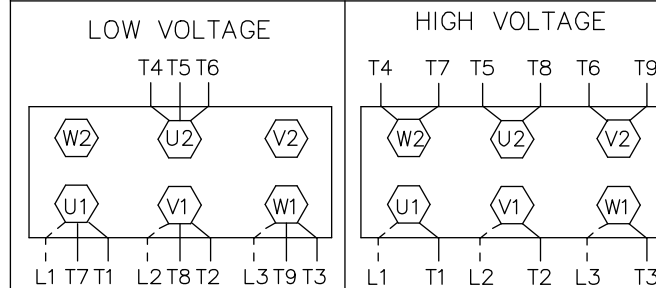
REF. DECAL (IEC) 080644  
REF. DECAL (NEMA) 080446

IEC MARKINGS



LINE VOLTAGE	L1	L2	L3	JOIN		
TERMINAL	U1	V1	W1	W2	U2	V2
LOW	U1,U5	V1,V5	W1,W5	---	U2,V2,W2	---
HIGH	U1	V1	W1	U2,U5	V2,V5	W2,W5

NEMA MARKINGS



LINE VOLTAGE	L1	L2	L3	JOIN		
TERMINAL	U1	V1	W1	W2	U2	V2
LOW	T1, T7	T2, T8	T3, T9	---	T4,T5,T6	---
HIGH	T1	T2	T3	T4, T7	T5, T8	T6, T9

TOLERANCES UNLESS SPECIFIED

DEC.	INCHES
.X	±.1
.XX	±.01
.XXX	±.005
.XXXX	±.0005
ANG	±1/2'



ELECTRIC MOTORS  
GEARMOTORS  
AND DRIVES

DRAWN MGM 12/3/02

CHK

APPD

SCALE 1=1

REF 00537703

FMF

PREV

TITLE EXTERNAL WIRING DIAGRAM  
3 PHASE - DUAL VOLTAGE - W/TERM BLOCK

MAT'L. IEC/NEMA MARKINGS

FINISH THERMAL TRANSFER

NO.	REVISION	BY & DATE	CHK	ANG
01	NEMA LV CONNECTION WAS INCORRECT	RLW 8/4/03		

THIS DRAWING IN DESIGN AND DETAIL IS OUR PROPERTY AND MUST NOT BE USED EXCEPT IN CONNECTION WITH OUR WORK ALL RIGHTS OF DESIGN AND INVENTION ARE RESERVED THIS IS AN ELECTRONICALLY GENERATED DOCUMENT - DO NOT SCALE THIS PRINT

RFP  
DIST

CAD FILE 00546501

SIZE A DRAWING NO. 005465-01 REV. 01



**CERTIFICATION DATA SHEET**

**1051 CHEYENNE AVE.  
GRAFTON, WI 53024  
PH. 262-377-8810**

**CONN. DIAGRAM:** 005465.01

**CATALOG #:** 192205.00

**OUTLINE:** 16999500

**MOUNTING:** F3

**WINDING #:** QT9047 FR 3 A

**TYPICAL MOTOR PERFORMANCE DATA**

HP	kW	SYNC. RPM	F.L. RPM	FRAME	ENCLOSURE	KVA CODE	DESIGN
2&2	1.49&1.49	1800	1745&1435	D90L	TEFC	J	B

PH	Hz	VOLTS	AMPS	START TYPE	DUTY	INSL	S.F.	AMB°C
3	60/50	230/460&200/400	5.4/2.7&6.4/3.2	LINE OR INVERTER	CONTINUOUS	F5	1.15/1.15	40

FULL LOAD EFF:	86.5&85.5	3/4 LOAD EFF:	88.1	1/2 LOAD EFF:	86.8	GTD. EFF		ELEC. TYPE	
FULL LOAD PF:	78.4&80.5	3/4 LOAD PF:	72.5	1/2 LOAD PF:	63.4	0		SQ CAGE IND RUN	

F.L. TORQUE	LOCKED ROTOR AMPS	L.R. TORQUE	B.D. TORQUE	F.L. RISE°C
6.018 LB-FT	37.4 / 18.7	14.39 LB-FT 239 %	18.11 LB-FT 301 %	27

SOUND PRESSURE @ 3 FT.	SOUND POWER	ROTOR WK^2	MAX. WK^2	SAFE STALL TIME	STARTS / HOUR	APPROX. MOTOR WGT
0 dBA	10 dBA	0 LB-FT^2	0 LB-FT^2	10 SEC.	0	0 LBS.

**\*\*\* SUPPLEMENTAL INFORMATION \*\*\***

DE BRACKET TYPE	ODE BRACKET TYPE	MOUNT TYPE	ORIENTATION	SEVERE DUTY	HAZARDOUS LOCATION	DRIP COVER	SCREENS	PAINT
STANDARD	STANDARD	B3	HORIZONTAL	FALSE	NONE	FALSE	NONE	BLUE - LEESON (ENAMEL)

BEARINGS		GREASE	SHAFT TYPE	SPECIAL DE	SPECIAL ODE	SHAFT MATERIAL	FRAME MATERIAL
DE	ODE						
BALL	BALL	POLYREX EM	STANDARD IEC	NONE	NONE	1045 HOT ROLLED (C-204)	ALUMINUM
6205	6205						

THERMO-PROTECTORS				THERMISTORS	CONTROL	SPACE HEATERS
THERMOSTATS	PROTECTORS	WDG RTDs	BRG RTDs			
NONE	NOT	NONE	NONE	NONE	FALSE	NONE VOLTS

\*  
N  
O  
T  
E  
S

<b>INVERTER TORQUE:</b> NONE
<b>INV. HP SPEED RANGE:</b> NONE
<b>ENCODER:</b> NONE
NONE NONE
NONE NONE PPR
<b>BRAKE:</b> NONE NONE
NONE P/N NONE
NONE NONE
NONE FT-LB NONE V NONE Hz



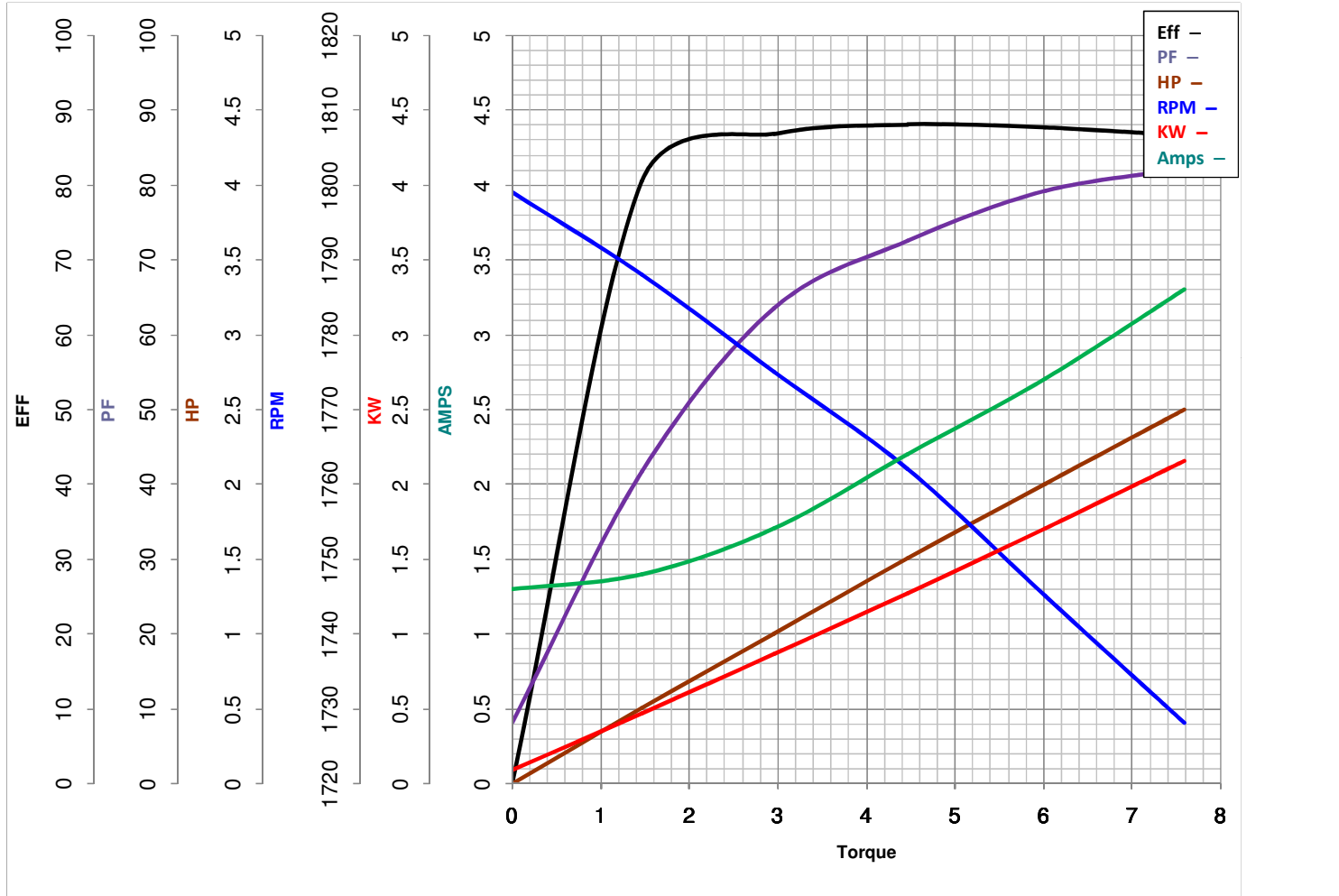
**LEESON ELECTRIC CORPORATION**  
 TYPICAL PERFORMANCE CURVE for AC MOTOR

Model No 192205.00

Catalog No 192205.00

Curve at 460 Volts      HP 2&2      PHASE 3  
60 HZ  
2 HP      VOLTS 230/460&200/400

HZ 60&50      RPM 1745&1435



Torque in Lb.Ft

FL TORQUE 6.018 Lb.Ft  
 BD TORQUE 18.1 Lb.Ft  
 LR TORQUE 14.39 Lb.Ft

FL AMPS 5.4/2.7  
 PU TORQUE 11.3 Lb.Ft  
 LR AMPS 18.7

WINDING QT9047-3

Date 5/21/2018