

PRODUCT INFORMATION PACKET



Model No: 110670.00
Catalog No: 110670.00
0.50 HP Brake Motor, 3 phase, 1800 RPM, 208-230/460 V, 56C Frame, TENV
Brake Motors



Regal and Leeson are trademarks of Regal Rexnord Corporation or one of its affiliated companies.
©2021 Regal Rexnord Corporation, All Rights Reserved. MC017097E





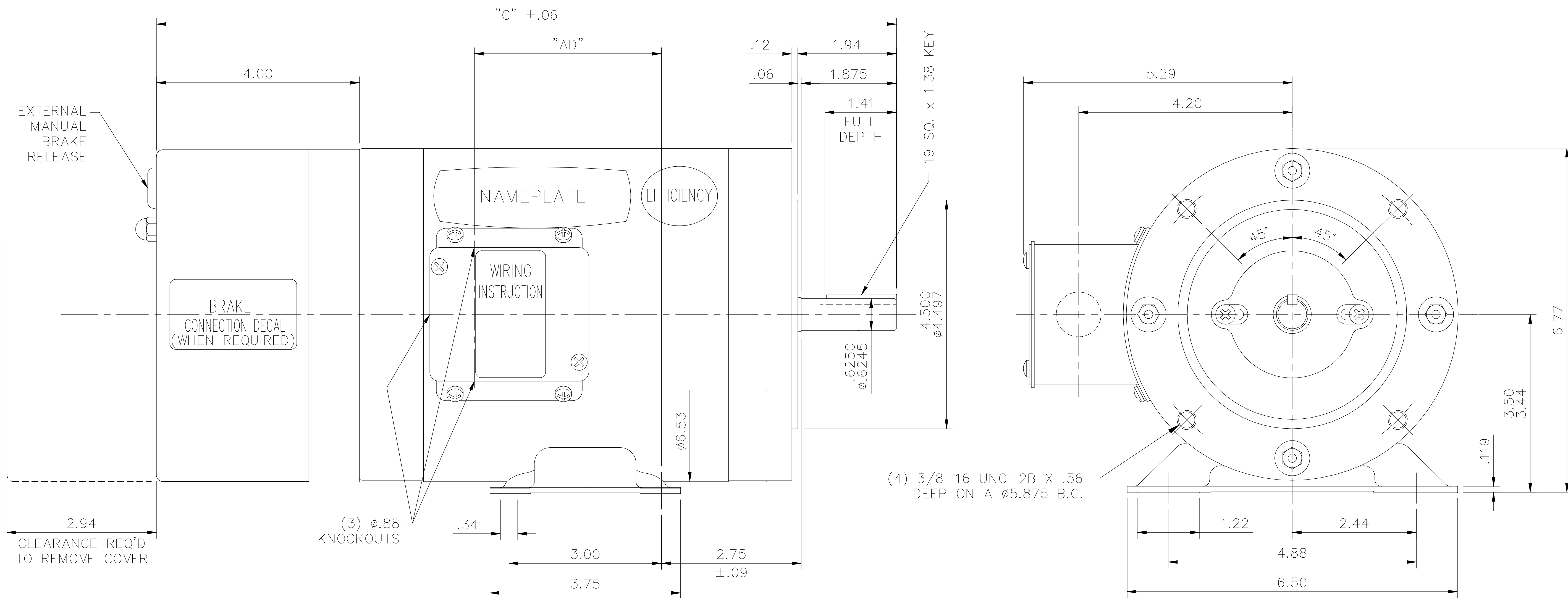
Nameplate Specifications

Output HP	0.50 Hp	Output KW	0.37 kW
Frequency	60 Hz	Voltage	208-230/460 V
Current	2.0-1.8/0.90 A	Speed	1725 rpm
Service Factor	1.15	Phase	3
Efficiency	78.5 %	Power Factor	67
Duty	Continuous	Insulation Class	B
Design Code	B	KVA Code	L
Frame	56C	Enclosure	Totally Enclosed Non Ventilated
Thermal Protection	No	Ambient Temperature	40 °C
Drive End Bearing Size	6203	Opp Drive End Bearing Size	6203
UL	Recognized	CSA	Y
CE	N	IP Code	43
Number of Speeds	1		

Technical Specifications

Electrical Type	Squirrel Cage Induction Run	Starting Method	Across The Line
Poles	4	Rotation	Reversible
Resistance Main	9.66 Ohms	Mounting	Rigid Base
Motor Orientation	Horizontal	Drive End Bearing	Ball
Opp Drive End Bearing	Ball	Frame Material	Rolled Steel
Shaft Type	NEMA 56	Overall Length	14.06 in
Frame Length	5.50 in	Shaft Diameter	0.625 in
Shaft Extension	1.88 in	Assembly/Box Mounting	F1 ONLY
Connection Drawing	005010.15	Outline Drawing	028534-550

This is an uncontrolled document once printed or downloaded and is subject to change without notice. Date Created:10/07/2021



DASH NO.	"C"	"AD"
500	13.56	2.68
550	14.06	3.18
600	14.56	3.68
650	15.06	4.18

MAXIMUM FACE RUNOUT .004 T.I.R.
 MAXIMUM PILOT ECCENTRICITY .004 T.I.R.
 PERMISSIBLE SHAFT RUNOUT .002 T.I.R.

GASKETS THROUGHOUT

ORACLE REV

002

			TOLERANCES UNLESS SPECIFIED		LEESON	ELECTRIC MOTORS GEARMOTORS AND DRIVES	DRAWN RLW 06/12/03	
NO.	REVISION	BY & DATE	CHK	ANG			SCALE	REF
D	REMOVED CONNECTION DECAL NOTE PER ECO-0159724	ARV 1/9/19	SK	.XXXX	±.0005	TITLE	OUTLINE 56 FRAME T.E.N.V. - RIGID "C"	1=2
						MAT'L.	BRAKEMOTOR	FMF
						FINISH		PREV
			RFP			CAD FILE	028534	SIZE B
			DIST					DRAWING NO. 028534
								REV. D

THIS DRAWING IN DESIGN AND DETAIL IS OUR PROPERTY AND MUST NOT BE USED EXCEPT IN CONNECTION WITH OUR WORK ALL RIGHTS OF DESIGN AND INVENTION ARE RESERVED THIS IS AN ELECTRONICALLY GENERATED DOCUMENT - DO NOT SCALE THIS PRINT

VIEW FROM OUTSIDE OF MOTOR AT SWITCH END.

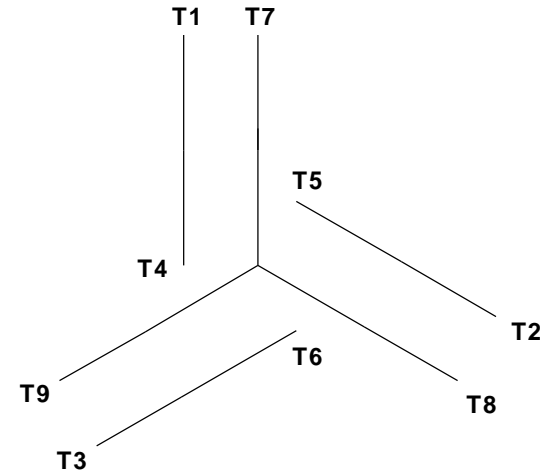


CAUTION:
LEAD WIRE INSULATION TO EXTEND
MINIMUM OF 1/4" INTO CONNECTOR
INSULATION

SEE TABLE FOR
 BRAKE CONNECTIONS

REF. DECAL (MOTOR) - 004014
 REF. DECAL (BRAKE) - 080034 (STEARNS & DINGS BRAKE)

LINE LEADS



VOLTAGE	L1	L2	L3	JOIN & INSULATE
HIGH	T1	T2	T3	(T4, T7) (T5, T8) (T6, T9)
LOW	T1, T7	T2, T8	T3, T9	T4, T5, T6

RBC PROPRIETARY AND CONFIDENTIAL INFORMATION
 This document is the property of REGAL BELOIT CORPORATION ("RBC") including its subsidiaries and divisions and contains proprietary information of RBC. This document is loaned on the express condition that neither it nor the information contained therein shall be disclosed to others without the express written consent of RBC, and that the information shall be used by the recipient only as approved expressly by RBC. This document shall be returned to RBC upon its request. This document may be subject to certain restrictions under U.S. export control laws and regulations.

TYPE "T" W/O PROTECTOR

VOLTAGE	STEARNS BRAKE			DINGS BRAKE		
	L1	L2	Join	L1	L2	Join
HIGH	1(REDF)	2(REDF)	3(BLACK) 4(BLACK)	2(BLACK)	4(YELLOW)	1(YELLOW) 3(BLACK)
LOW	1(REDF) 3(BLACK)	2(REDF) 4(BLACK)	-----	2(BLACK) 3(BLACK)	1(YELLOW) 4(YELLOW)	-----

				TOLERANCES UNLESS SPECIFIED		ELECTRIC MOTORS GEARMOTORS AND DRIVES	DRAWN JJK 09/17/96	
				DEC	INCHES		CHK	
				.X	±.1	APPR		
				.XX	±.01	SCALE 1:1		
--	REDRAWN IN SOLIDWORKS	VJB 02/08/11	.XXX	±.005	TITLE EXTERNAL WIRING DIAGRAM STANDARD 3 PHASE - DUAL VOLTAGE		REF 005010-01	
01	ADDED DINGS AND BRAKE TABLE (PER CN114156)	TMZ 11/12/96	.XXXX	±.0005	MAT'L W/STEARNS OR DINGS DUAL VOLTAGE BRAKE CONN.		FMF	
NO	REVISION	BY & DATE	CHK	ANG	±1/2°	FINISH LEESON STOCK		PAGE OF
THIRD ANGLE PROJECTION				RFP	PREV	SIZE	DRAWING NO	REV
				NETWORK FILE NAME 00501015		A	005010-15	--

Data Sheet

Date: 1/30/2018

110670.00



Data @ 460 V

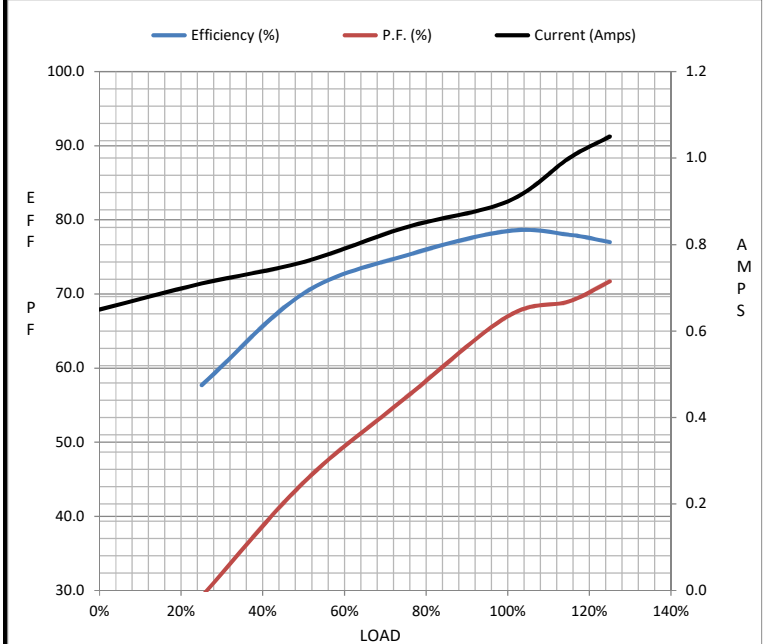
Motor Load Data

Load	0%	25%	50%	75%	100%	115%	125%	LR
Current (Amps)	0.65	0.71	0.76	0.84	0.90	1.00	1.05	12.2
Torque (ft-lb)	0.00	96.0	192	288	384	448	480	1,153
RPM	1800	1788	1776	1764	1750	1,740	1735	0
Efficiency (%)		57.7	70.1	75.2	78.5	77.0		
P.F. (%)	13.1	29.2	44.6	56.0	67.0	69.0	71.7	0.0

Motor Speed Data

	LR	Pull-Up	BD	Rated	Idle
Speed (RPM)	0	300	1310	1750	1800
Current (Amps)	12.2	5.7	4.5	0.90	0.65
Torque (ft-lb)	1,153	1,142	1,564	384	0.00

Information Block				
HP	0.5			
Sync. RPM	1800			
Frame	140			
Enclosure	TENV			
Construction	TTR			
Voltage	208-230/460 V			
Frequency	60 Hz			
Design	A			
LR Code letter	L			
Service Factor	1.15			
Temp Rise @ FL	70 °C			
Duty	CONT			
Ambient	40 °C			
Elevation	1,000 feet			
Rotor/Shaft wk ²	0.06 Lb-Ft ²			
Ref Wdg	T634208 NR			
Sound Pressure @ 1M	0 dBA			
VFD Rating	NONE			
Outline Dwg	028534-550			
Conn. Diag	005010.15			
Additional Specifications:				
0				
0				
EQUIV CKT (OHMS / PHASE)				
R1	R2	X1	X2	Xm
0.0000	0.0000	0.0000	0.0000	0.0000



Speed - Torque Curve

