

PRODUCT INFORMATION PACKET

Model No: 056H17T5301

Catalog No: Y534

0.50 HP Variable Speed Motor, 3 phase, 1800 RPM, 230/460 V, 56C Frame, TENV
Speed Ratio Motors



Regal and Marathon are trademarks of Regal Rexnord Corporation or one of its affiliated companies.
©2021 Regal Rexnord Corporation, All Rights Reserved. MC017097E

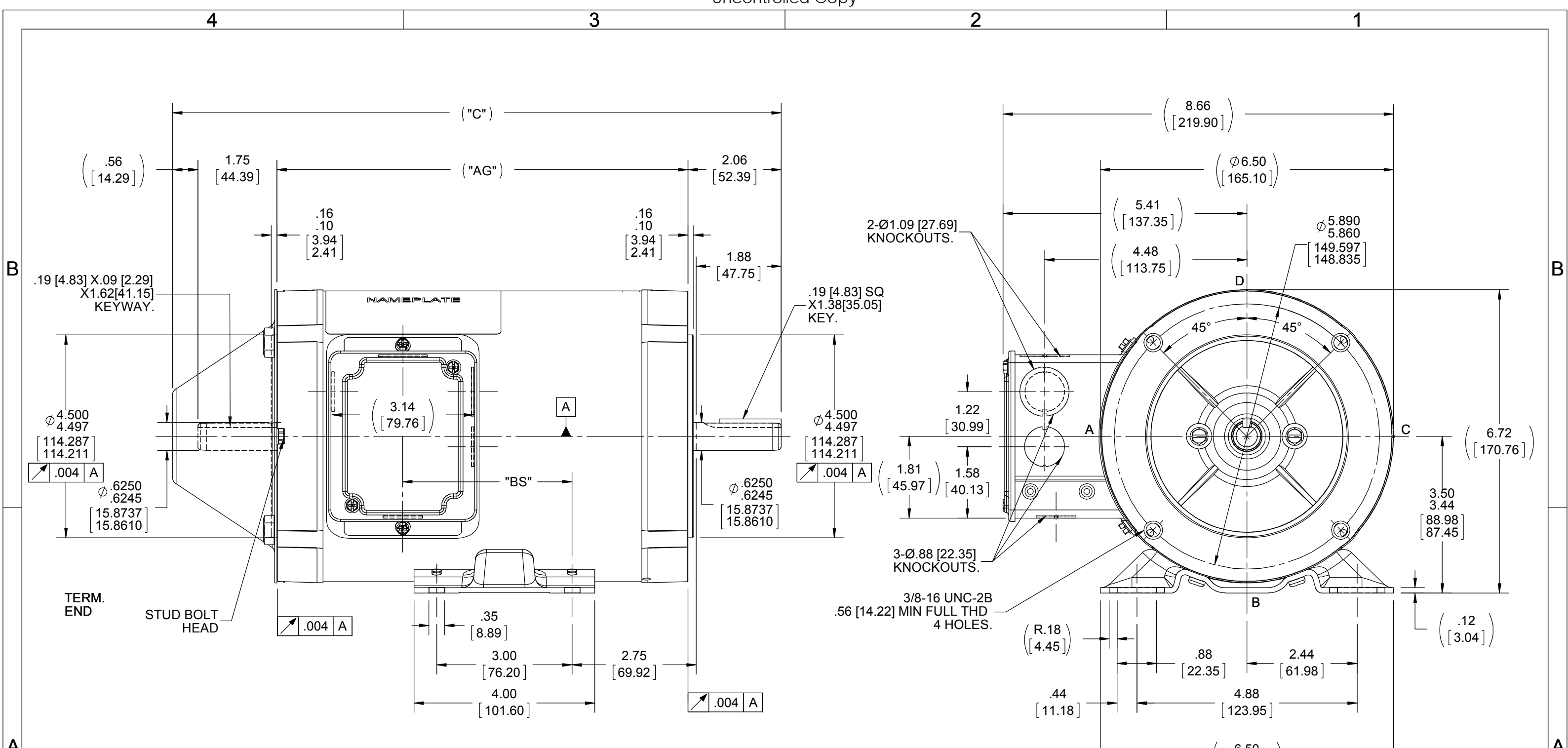


Nameplate Specifications

Output HP	0.50 Hp	Output KW	0.37 kW
Frequency	60 Hz	Voltage	230/460 V
Current	1.6/0.80 A	Speed	1735 rpm
Service Factor	1	Phase	3
Efficiency	80 %	Power Factor	72
Duty	Continuous	Insulation Class	F
Design Code	INV	KVA Code	L
Frame	56C	Enclosure	Totally Enclosed Non Ventilated
Thermal Protection	Thermostats (N/C)	Ambient Temperature	40 °C
Drive End Bearing Size	6203	Opp Drive End Bearing Size	6203
UL	Recognized	CSA	Y
CE	Y	IP Code	43
Number of Speeds	1		

Technical Specifications

Electrical Type	Squirrel Cage Inverter Duty	Starting Method	Inverter Only
Poles	4	Rotation	Reversible
Resistance Main	36.2 Ohms	Mounting	Bolt-on Base
Motor Orientation	Horizontal	Drive End Bearing	Ball
Opp Drive End Bearing	Ball	Frame Material	Rolled Steel
Shaft Type	NEMA 56	Overall Length	13.48 in
Frame Length	7.06 in	Shaft Diameter	0.625 in
Shaft Extension	2.06 in	Assembly/Box Mounting	F1 ONLY
Inverter Load	CONSTANT 1000:1		
Outline Drawing	A-104043-706	Connection Drawing	A-EE7308T



DASH	"C"	"AG"	"BS"
606	12.48 [316.99]	8.11 [205.99]	2.75 [69.85]
656	12.98 [329.69]	8.61 [218.69]	3.25 [82.55]
706	13.48 [342.39]	9.11 [231.39]	3.75 [95.25]
756	13.98 [355.09]	9.61 [244.09]	4.25 [107.95]
806	14.48 [367.79]	10.11 [256.79]	4.75 [120.65]
856	14.98 [380.49]	10.61 [269.49]	5.25 [133.35]

- NOTES:-
 1) REMOVABLE BASE.
 2) CONDUIT BOX CAN BE ROTATED 180°
 3) "C" FACE MOUNTING PATTERN TYPICAL BOTH ENDS.
 4) NAMEPLATE READ FROM "C" BOX SIDE.

DRAWING REVISION J	REVISION BY A.SUPPANAVAR	DATE 07/06/2018	TOLERANCES UNLESS OTHERWISE SPECIFIED: DEC. INCH mm ANGLE .X ±0.1 [±2.5] ±7° 30" .XX ±0.03 [±0.76] .XXX ±0.005 [±0.127] .XXXX ±0.0005 [±0.0127] REMOVE BURRS & BREAK SHARP EDGES: .003/.015 [0.076/.381] X 45° CORNER FILLETS: R.02 [51] MACHINED SURFACES: 200 INCH/mm 5.1 mm SHOWN IN [BRACKETS]	DRAWN BY CEB	Regal Beloit America, Inc.		
ECO ECO-0162621	APPROVED BY D SURYAWANSHI	DATE 02/28/2019		DATE 08-16-1995			
ECO DESCRIPTION OUTLINE CONVERSION PROJECT <small>COPYRIGHT REGAL BELOIT AMERICA, INC. ALL RIGHTS RESERVED. PROPRIETARY AND CONFIDENTIAL INFORMATION - THIS DOCUMENT IS THE PROPERTY OF REGAL BELOIT AMERICA, INC. ("OWNER") AND CONTAINS OWNER'S PROPRIETARY INFORMATION. ANY PERSON, CORPORATION OR OTHER FIRM RECEIVING IT IS DEEMED, BY RECEIVING IT, TO AGREE THAT IT, AND/OR ANY PART OF IT, SHALL NOT BE DISCLOSED TO ANY PERSON, CORPORATION OR OTHER ENTITY, DUPLICATED, AND/OR USED, EXCEPT AS EXPRESSLY APPROVED IN WRITING IN ADVANCE BY OWNER. THIS DOCUMENT SHALL BE RETURNED TO OWNER UPON REQUEST. IT MAY BE SUBJECT TO CERTAIN RESTRICTIONS UNDER APPLICABLE EXPORT CONTROL LAWS AND REGULATIONS.</small>			DESCRIPTION OUTLINE 56 FR.-TENV-BB-DBL."C" FACE	MATERIAL	PROCESS/FINISH		
			REFERENCE 104043	THIRD ANGLE PROJECTION	SIZE B	DRAWING NUMBER 104043	SHEET 1 OF 1

HIGH VOLTAGE



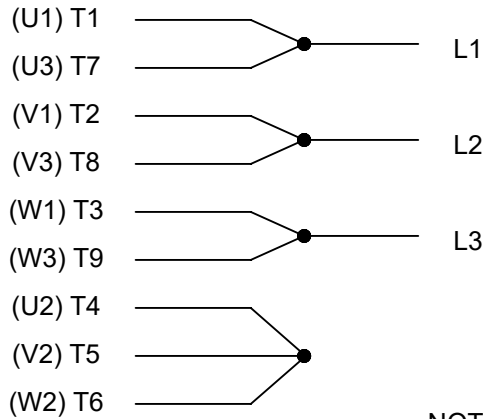
**THREE PHASE
DUAL VOLTAGE MOTOR**

THERMO-PROTECTORS
CONNECTED IN SERIES



NOTE FOR FACTORY USE ONLY:
TO SURGE TEST FOR COMMON CONNECT:
HIGH VOLT: CONNECT P1 TO T1
THEN P2 TO L1
LOW VOLT: CONNECT P1 TO T1 & T7,
THEN P2 TO L1

LOW VOLTAGE



VIEW OF TERMINAL END

NOTE: LEAD'S COLOR CAN BE YELLOW OR WHITE FOR MT2 PLANT

DRAWING REVISION T	REVISION BY ZR	DATE 01-14-2019		DRAWN BY SMC	Regal Beloit America, Inc.
ECO ECO-0159915	APPROVED BY DR	DATE 01-15-2019		DATE 05-13-1992	
ECO DESCRIPTION ADDED TERMINAL CONNECTION DIAGRAM				APPROVED BY TB	DESCRIPTION CONN DIAGRAM-INTERNAL 3 PHASE - DUAL VOLTAGE MOTOR
<small>COPYRIGHT REGAL BELOIT AMERICA, INC. ALL RIGHTS RESERVED. PROPRIETARY AND CONFIDENTIAL INFORMATION - THIS DOCUMENT IS THE PROPERTY OF REGAL BELOIT AMERICA, INC. ("OWNER") AND CONTAINS OWNER'S PROPRIETARY INFORMATION. ANY PERSON, CORPORATION OR OTHER FIRM RECEIVING IT IS DEEMED, BY RECEIVING IT, TO AGREE THAT IT, AND/OR ANY PART OF IT, SHALL NOT BE DISCLOSED TO ANY PERSON, CORPORATION OR OTHER ENTITY, DUPLICATED, AND/OR USED, EXCEPT AS EXPRESSLY APPROVED IN WRITING IN ADVANCE BY OWNER. THIS DOCUMENT SHALL BE RETURNED TO OWNER UPON REQUEST. IT MAY BE SUBJECT TO CERTAIN RESTRICTIONS UNDER APPLICABLE EXPORT CONTROL LAWS AND REGULATIONS.</small>			DATE 05-13-1992	MATERIAL	PROCESS/FINISH
			REFERENCE EE7308/EE7300	THIRD ANGLE PROJECTION	SIZE A

CERTIFICATION DATA SHEET

Model#: 56H17T5301 B WINDING#: ZT471 F 3
 CONN. DIAGRAM: A-EE7308T ASSEMBLY: F1 ONLY
 OUTLINE: A-104043-706

TYPICAL MOTOR PERFORMANCE DATA

HP	KW	SYNC. RPM	F.L. RPM	FRAME	ENCLOSURE	KVA CODE	DESIGN
1/2	.37	1800	1735	56C	TENV	L	INV

PH	Hz	VOLTS	FL AMPS	START TYPE	DUTY	INSL	S.F	AMB°C	ELEVATION
3	60	230/460	1.6/8	INVERTER ONLY	CONTINUOUS	F3	1.0	40	3300

FULL LOAD EFF: 80	3/4 LOAD EFF: 78.5	1/2 LOAD EFF: 75	GTD. EFF	ELEC. TYPE	NO LOAD AMPS
FULL LOAD PF: 72	3/4 LOAD PF: 63	1/2 LOAD PF: 50.5	77.5	SQ CAGE INV DUTY	1 / .5

F.L. TORQUE	LOCKED ROTOR AMPS	L.R. TORQUE	B.D. TORQUE	F.L. RISE°C
1.52 LB-FT	11.2 / 5.6	4.6 LB-FT 303	5.8 LB-FT 382	55

SOUND PRESSURE @ 3 FT.	SOUND POWER	ROTOR WK^2	MAX. WK^2	SAFE STALL TIME	STARTS / HOUR	APPROX. MOTOR WGT
62 dBA	72 dBA	0.056 LB-FT^2	0 LB-FT^2	0 SEC.	0	27 LBS.

EQUIVALENT WYE CKT.PARAMETERS (OHMS PER PHASE)

R1	R2	X1	X2	XM
22.30668	17.028	24.123	18.1632	532.9764

RM	ZREF	XR	TD	TD0
20263.32	567.6	1.5	0.0054	0.885

*** SUPPLEMENTAL INFORMATION ***

DE BRACKET TYPE	ODE BRACKET TYPE	MOUNT TYPE	ORIENTATION	SEVERE DUTY	HAZARDOUS LOCATION	DRIP COVER	SCREENS	PAINT
C-FACE	BRAKE OR ENCODER	BOLT-ON	HORIZONTAL	FALSE	NONE	FALSE	NONE	BLACK (POWDER)

BEARINGS		GREASE	SHAFT TYPE	SPECIAL DE	SPECIAL ODE	SHAFT MATERIAL	FRAME MATERIAL
DE	OPE	POLYREX EM	STANDARD 56	NONE	NONE	1144 STRESSPROOF (C-223)	ROLLED STEEL
BALL	BALL						
6203	6203						

THERMO-PROTECTORS				THERMISTORS	CONTROL	SPACE /n HEATERS
THERMOSTATS	PROTECTORS	WDG RTDs	BRG RTDs	NONE	FALSE	NONE VOLTS
TSTATS (N/C)	NOT	NONE	NONE			

If Inverter equals NONE, contact factory for further information

* N O T E S *	INVERTER TORQUE: CONSTANT 1000:1
	INV. HP SPEED RANGE: 2.0 X BASE SPEED
	ENCODER: PROVISIONS ONLY NORTHSTAR ST56 NONE NONE PPR
	BRAKE: PROVISIONS ONLY NONE

STEARNS	P/N NONE	
56,000	NONE	
10 FT-LB	NONE V	NONE Hz

DATE: 06/28/2017 02:07:37 AM
FORM 3531 REV.3 02/07/99
** Subject to change without notice.

MARATHON ELECTRIC CORPORATION

TYPICAL PERFORMANCE CURVE for AC MOTOR

Customer

Curve at

460

Volts

HP 0.50

PHASE 3

Model No 56H17T5301

60

HZ

VOLTS 230/460

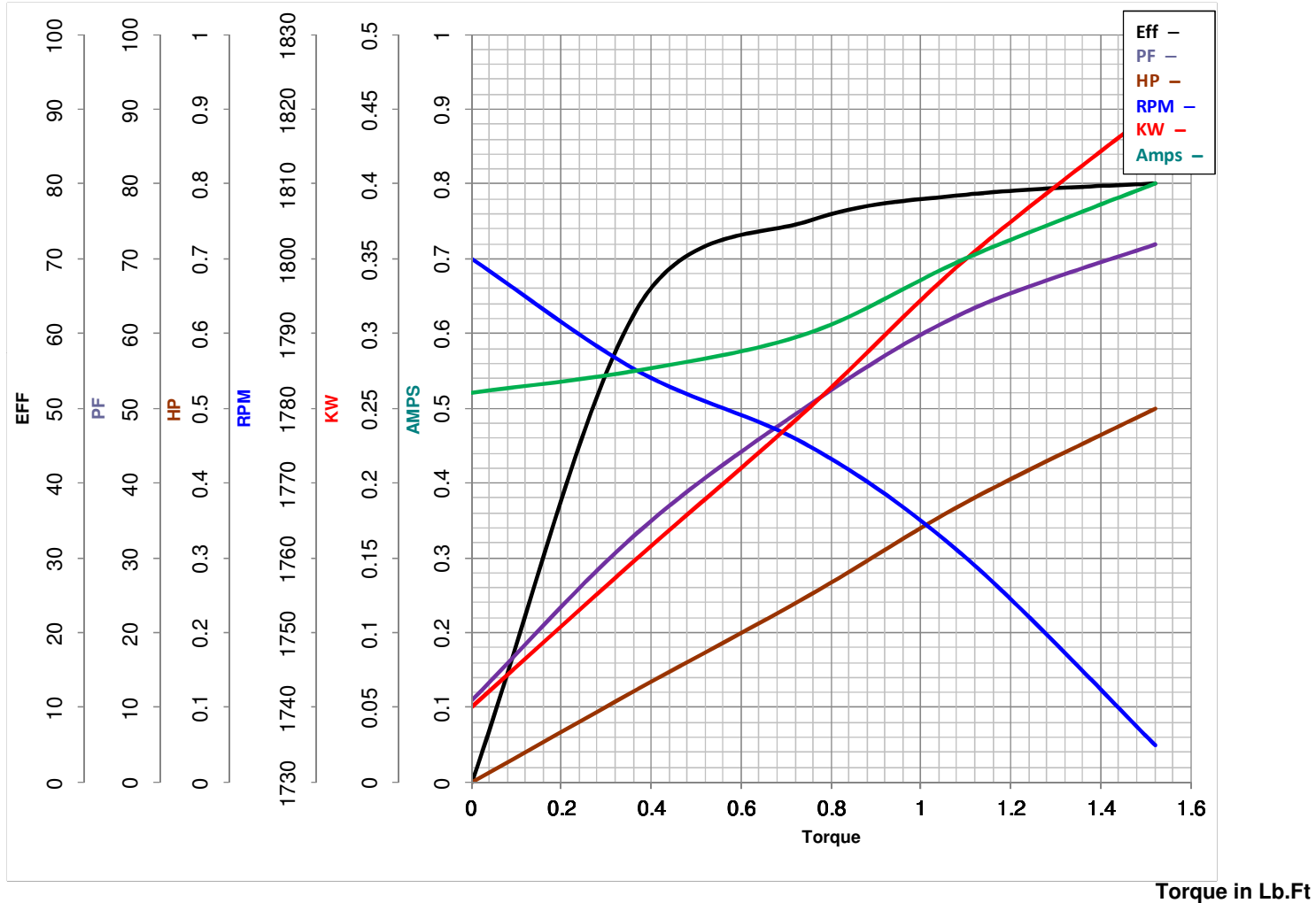
0.5

HP

Catalog No Y534

HZ 60

RPM 1735



Torque in Lb.Ft

FL TORQUE 1.52 Lb.Ft
 BD TORQUE 5.8 Lb.Ft
 LR TORQUE 4.6 Lb.Ft

FL AMPS 1.6/8
 PU TORQUE 4.2 Lb.Ft
 LR AMPS 5.6

WINDING ZT471-3

Prepared By BHARGAVI

Date 11/7/2017